


Date:

© Marliffe Primary School



Name:


ZAPPER

3.....
2.....
1.....


Words I need to practise for next time: 




Success!  

 Write the words you need to practise here:


1.....
2.....
3.....
4.....
5.....
6.....

 Fold the zapper back & use LSCWC: Check

1..... 1....
2..... 2....
3..... 3....
4..... 4....
5..... 5....
6..... 6....

 Fold the zapper back & use LSCWC: Check

1..... 1....
2..... 2....
3..... 3....
4..... 4....
5..... 5....
6..... 6....

Check  Fold the zapper back & use LSCWC:

1.....
2.....
3.....
4.....
5.....
6.....



How do I LSCWC?

1. Look at the word you're trying to spell.
2. Say each letter to yourself & trace each letter as you say it.
3. Close your eyes & say & trace each letter of the word again. Open your eyes & check you're right.
4. Either jump to step 5 (easier) or do the same with another word or all the words on the list.
5. Cover up the list of spellings & write the word or words you've been working on. As you write, say each letter to yourself like you did before.
6. Look back at the first list of spellings & check carefully whether you spelt the word(s) right. Underline the bit of the word you got wrong.

How do I use my Zapper?

- Copy the words you've been asked to learn on the first page of your Zapper.
- You can practise one word at a time (easier) or all the words at once (harder).
- Complete one page every day.
- Count how many words you spelt correctly all three times.
- If you got any wrong, choose three and write them in the practise next time box.

How do I score?

- You get one point for each word you spelt correctly all three times you attempted them.
- Write the number of points in the smiley box (6 is maximum points).
- Write three of the words you got wrong in the practise next time box under the smiley & underline the bit of the word you got wrong.